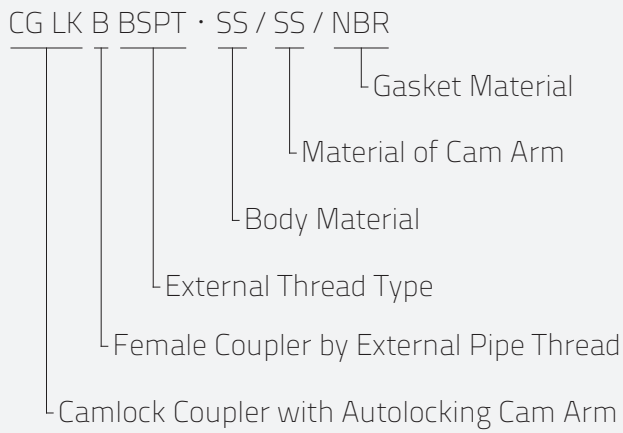
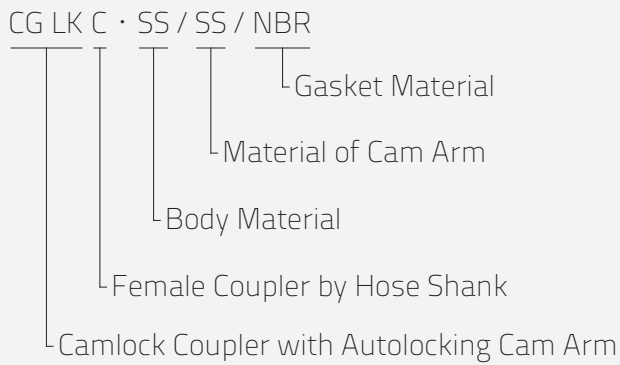


CG AUTOLOCK B



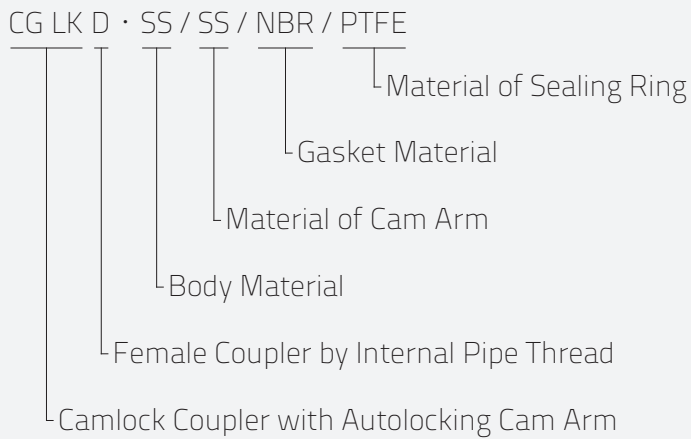
	SME	ITEM	MATERIAL	SIZE
CG LK B SS	064811	CG LK B BSPT	SS / SS / NBR	1"
	064812	CG LK B BSPT	SS / SS / NBR	1¼"
	064813	CG LK B BSPT	SS / SS / NBR	1½"
	064814	CG LK B BSPT	SS / SS / NBR	2"
	064816	CG LK B BSPT	SS / SS / NBR	3"
	064817	CG LK B BSPT	SS / SS / NBR	4"

CG AUTOLOCK C



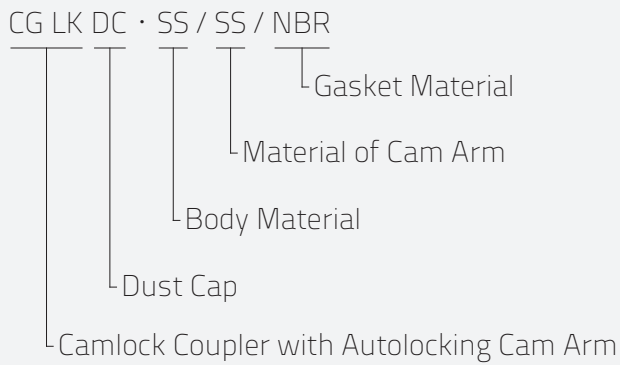
	SME	ITEM	MATERIAL	SIZE
CG LK C SS	064821	CG LK C	SS / SS / NBR	1"
	064822	CG LK C	SS / SS / NBR	1¼"
	064823	CG LK C	SS / SS / NBR	1½"
	064824	CG LK C	SS / SS / NBR	2"
	064825	CG LK C	SS / SS / NBR	2½"
	064826	CG LK C	SS / SS / NBR	3"
	064827	CG LK C	SS / SS / NBR	4"

CG AUTOLOCK D



	SME	ITEM	MATERIAL	SIZE
CG LK D SS	064831	CG LK D BSPP	SS / SS / NBR / PTFE	1"
	064832	CG LK D BSPP	SS / SS / NBR / PTFE	1¼"
	064833	CG LK D BSPP	SS / SS / NBR / PTFE	1½"
	064834	CG LK D BSPP	SS / SS / NBR / PTFE	2"
	064835	CG LK D BSPP	SS / SS / NBR / PTFE	2½"
	064836	CG LK D BSPP	SS / SS / NBR / PTFE	3"
	064837	CG LK D BSPP	SS / SS / NBR / PTFE	4"
CG LK D AL	064531	CG LK D BSPP	AL / BR / NBR / NBR	1"
	064532	CG LK D BSPP	AL / BR / NBR / NBR	1¼"
	064533	CG LK D BSPP	AL / BR / NBR / NBR	1½"
	064534	CG LK D BSPP	AL / BR / NBR / NBR	2"
	064535	CG LK D BSPP	AL / BR / NBR / NBR	2½"
	064536	CG LK D BSPP	AL / BR / NBR / NBR	3"
	064537	CG LK D BSPP	AL / BR / NBR / NBR	4"

CG AUTOLOCK DC



	SME	ITEM	MATERIAL	SIZE
CG LK DC SS	064840	CG LK DC	SS / SS / NBR	¾"
	064841	CG LK DC	SS / SS / NBR	1"
	064842	CG LK DC	SS / SS / NBR	1¼"
	064843	CG LK DC	SS / SS / NBR	1½"
	064844	CG LK DC	SS / SS / NBR	2"
	064845	CG LK DC	SS / SS / NBR	2½"
	064846	CG LK DC	SS / SS / NBR	3"
	064847	CG LK DC	SS / SS / NBR	4"